

Setting up your Desktop Authenticator App



Go to www.nationalbooktokens.com/mfa to see this guide as a video

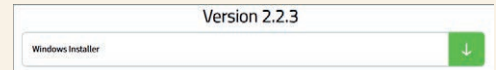
Please note that you may also need the Mobile App if you want to log on from PCs without a Desktop Authenticator App.

1 Go to <https://www.fisglobal.com/fis-authenticator>

Click on **“Get it for Windows”** and then click the **Version 2.2.3 Windows Installer download arrow** and install the App.



When you first open the desktop App select **“Only for me”** otherwise you will be asked to create a 6-digit PIN.



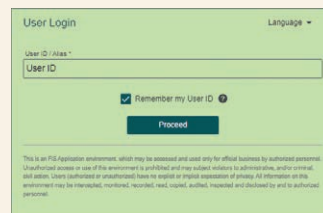
2 Logging into the NBT site with MFA:

Enter your User ID and tick **“Remember my User ID”** then click **“Proceed”**.

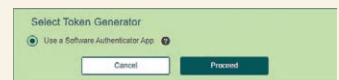
If shown, select **“Yes, this is my computer that I regularly use”**

Then enter your Password and click **“Sign In”**.

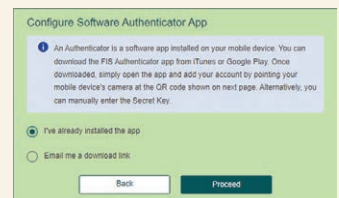
(Please note you cannot copy and paste your password; we advise that you select the eye icon before typing your password)



3 You will be notified that you must now use a One-Time PIN. Click **“Proceed”**.



4 If your Authenticator App is installed, click **“Proceed”**.
If not, make sure your desktop app is installed before proceeding.



5 Copy the Authenticator Secret Key

DO NOT click **“Proceed”** until you have copied the secret key and pasted this into the Authenticator App.

(We suggest that you also **save the “secret key”** and **screen shot the QR code** and save them in a safe location).

In the Desktop Authenticator App **press the + button** in the top right and select **“Enter Manually”**

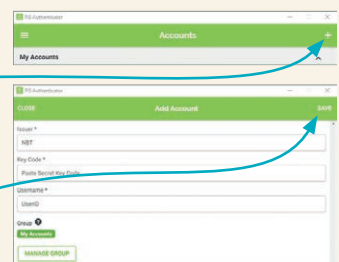
Now, Enter **“NBT”** in the Issuer field.

Paste the **Authenticator Secret Key** in the Key Code field.

Enter your **National Book Tokens User ID** into the Username field.

Press **“SAVE”**

In the NBT website click **“Proceed”**



6 Next, **enter the 6-digit PIN Code** that you will see in the Desktop App into the website.

NOTE: this changes every 30 seconds, if the countdown is on less than 10, wait until the next PIN Code appears.

Then click **“Validate OTP”**.

You have now completed the set up.



Go to www.nationalbooktokens.com/mfa to see this guide as a video